

Weekly Report of COVID-19 Integrated ILI and SARI Surveillance

Royal Centre for Disease Control

Ministry of Health

Wangchutaba, Serbithang, Thimphu, Bhutan.

Post Box No. 667, Tele: +975-02-350577/78

Website: www.rcdc.gov.bt, Email: rcdc@health.gov.bt

Weekly COVID-19 Integrated Flu Surveillance Report for week 31 & 32 (Jul 29 – Aug 11, 2024)

- Flu activity showed an increase over the week: influenza positivity rose from 29.1% (n=60) in week 31 to 39.1% (n=36) in week 32 (Figure 1 & 2).
- COVID-19 positivity decreased from 15.5% (n=32) in week 31 to 8.7% (n=8) in week 32 (Figure 1 & 2).
- In total, 298 ILI, SARI, and ARI outbreak specimens were tested for influenza and SARS-CoV-2 using Multiplex PCR (SC2) (Table 2).
- The most affected age group for Influenza was 5–14 years (55.7%), while for COVID-19, it was 30–64 years (46.2%) (Figure 3).
- Two ARI outbreaks were reported within the week (Table 1). All sites have reported, except a few wards of JDWNRH have not reported SARI during the week (Table 3 & 4).

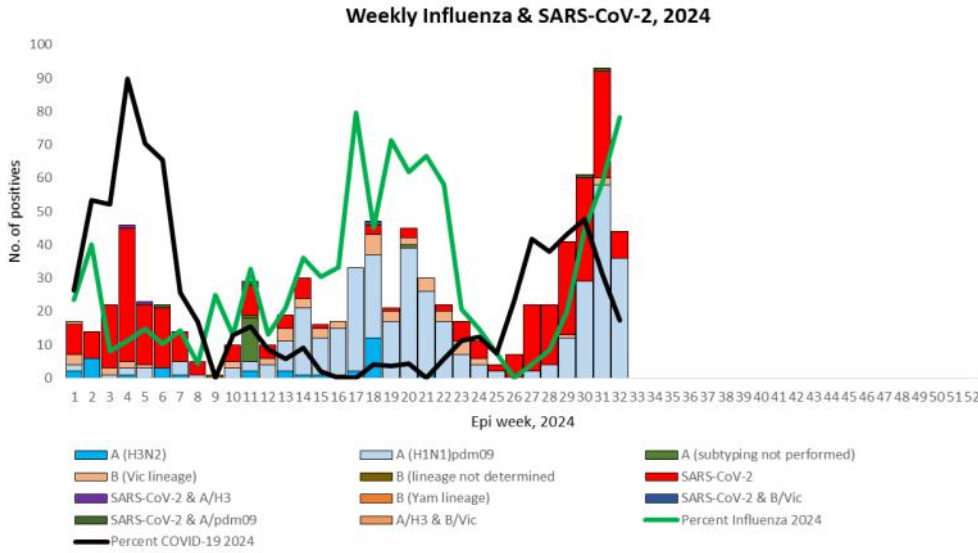


Figure 1: Weekly Influenza subtypes and SARS-CoV-2 through ILI and SARI Sentinel Surveillance

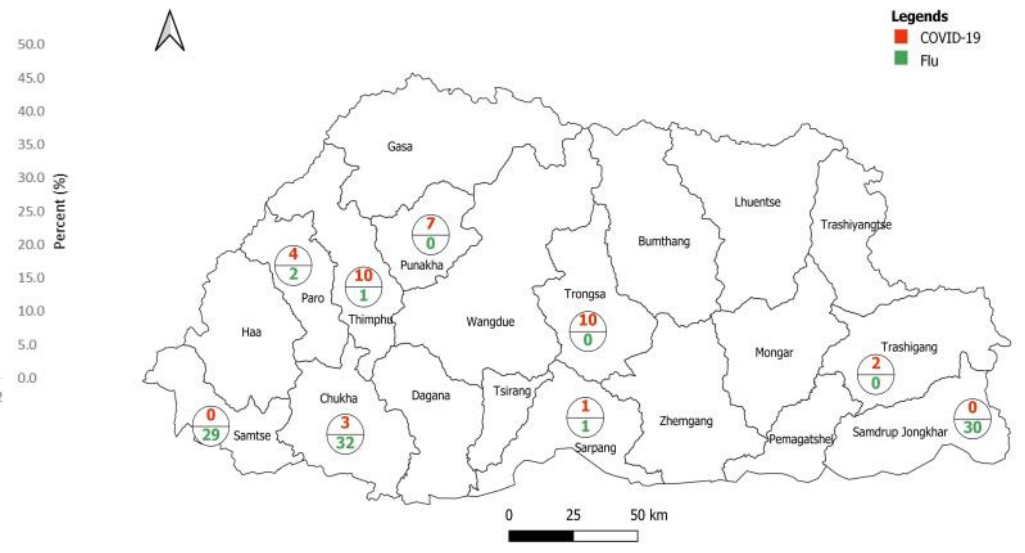


Figure 2: Number of COVID-19 and Influenza by District

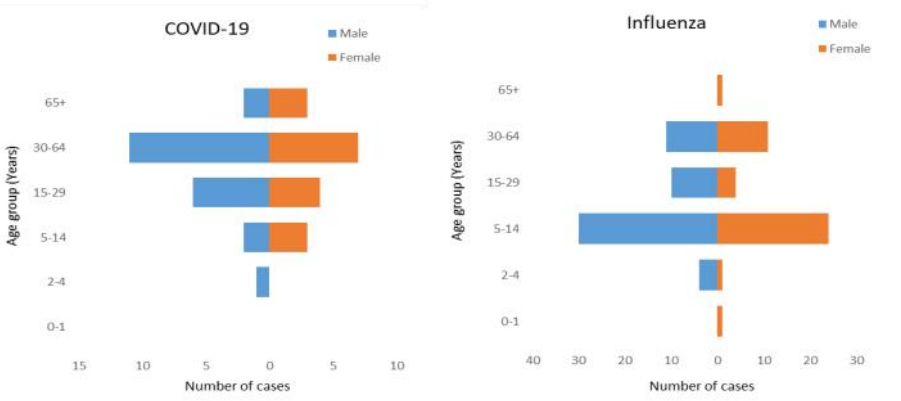


Figure 3: Influenza & SARS-CoV-2 positives by age group and gender

Table 2: Influenza subtypes and SARS-CoV-2 in Testing week 31 & 32

Sentinel Sites/ Hospitals	ILI					SARI			Outbreak			Grand Total	
	A/pdm09 & SARS-CoV-2		SARS- CoV-2		ILI Total	SARI		ARI Outbreak					
	A/pdm09	B/Vic	CoV-2	Neg		A/pdm09	Neg	A/pdm09	Neg	Samples			
Gelephu	1		1	3	5		3	3				8	
JDWNRH						1	5	6				6	
Mongar			2	2	4		5	5				9	
Paro	2		4	14	20		6	6				26	
Phuntsholing	25	1	2	3	15	5	10	15				61	
Punakha			7	14	21							21	
Samdrup Jongkhar	30		4	34	34							34	
Samtse	9			15	24							24	
Trashigang			2	3	5		2	2				7	
Trongsa			10	8	18		1	1				19	
Tsirang	1		1	3	5		2	2				7	
Lungtenphu				5	5							5	
Motithang Palace			10	33	43							43	
Taba Dramtoe Pry School, Samtse									20	8	28	28	
Grand Total	68	1	2	40	119	230	6	34	40	20	8	28	298

Table 3: ILI and SARI cases reporting status for week 31, 2024

Year	Week	Site	Department	SARI	IPD	Year	Week	Site	ILI	OPD
2024	31	Gelephu CRRH	Pediatric Ward	8	12	2024	31	Paro Hospital	0	3361
2024	31	Gelephu CRRH	ICU	Not Reported		2024	31	Punakha Hospital	38	16734
2024	31	Gelephu CRRH	Medical Ward	Not Reported		2024	31	Samdrup Jongkhar Hospital	40	864
2024	31	JDWNRH	Pediatric Ward	2	33	2024	31	Samtse Hospital	11	2081
2024	31	JDWNRH	Medical Extension Ward	Not Reported		2024	31	Trashigang Hospital	9	854
2024	31	JDWNRH	Pediatric ICU	0	3	2024	31	Trongsa Hospital	14	348
2024	31	JDWNRH	Cabin	Not Reported		2024	31	Tsirang Hospital	27	1518
2024	31	JDWNRH	Medical Ward	0	15			Total	139	25760
2024	31	JDWNRH	ICU	1	10					
2024	31	JDWNRH	Emergency	Not Reported						
2024	31	Monggar ERRH	ICU	0	0					
2024	31	Monggar ERRH	Medical Ward	1	10					
2024	31	Monggar ERRH	Pediatric Ward	1	14					
2024	31	Paro Hospital	General Ward	1	44					
2024	31	Phuentsholing Hospital	Medical Ward	4	22					
2024	31	Punakha Hospital	General Ward	0	22					
2024	31	Samdrup Jongkhar Hospital	General Ward	0	10					
2024	31	Samtse Hospital	General Ward	0	13					
2024	31	Trashigang Hospital	General Ward	1	49					
2024	31	Trongsa Hospital	General Ward	1	3					
2024	31	Tsirang Hospital	General Ward	0	17					
		Total		20	277					

Table 1: Acute respiratory infection (ARI) outbreak in week 32

Sl. No.	District	Date	ARI Outbreak	Location	ARI Cases	Status
1	Mongar	2024-08-10	Flu outbreak	Yangbari Primary School	15	Ongoing
2	Pemagatshel	2024-08-07	Common cold	Mekuri Primary School	31	Ongoing

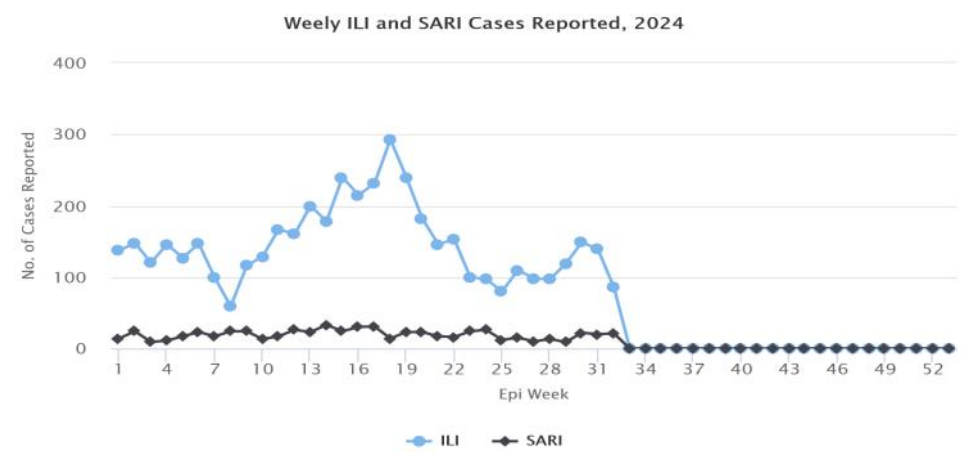


Figure 4: Weekly ILI and SARI cases reported from Sentinel Hospitals

Table 4: ILI and SARI cases reporting status for week 32, 2024

Year	Week	Site	Department	SARI	IPD	Year	Week	Site	ILI	OPD
2024	32	Gelephu CRRH	Pediatric Ward	4	9	2024	32	Paro Hospital	0	3006
2024	32	Gelephu CRRH	ICU	Not Reported		2024	32	Punakha Hospital	22	1754
2024	32	Gelephu CRRH	Medical Ward	3	15	2024	32	Samdrup Jongkhar Hospital	22	632
2024	32	JDWNRH	Pediatric Ward	1	33	2024	32	Samtse Hospital	13	2162
2024	32	JDWNRH	Medical Extension Ward	Not Reported		2024	32	Trashigang Hospital	5	1066
2024	32	JDWNRH	Pediatric ICU	Not Reported		2024	32	Trongsa Hospital	5	495
2024	32	JDWNRH	Cabin	Not Reported		2024	32	Tsirang Hospital	19	1512
2024	32	JDWNRH	Medical Ward	Not Reported				Total	86	10627
2024	32	JDWNRH	ICU	0	10					
2024	32	JDWNRH	Emergency	Not Reported						
2024	32	Monggar ERRH	ICU	Not Reported						
2024	32	Monggar ERRH	Medical Ward	0	8					
2024	32	Monggar ERRH	Pediatric Ward	0	14					
2024	32	Paro Hospital	General Ward	5	39					
2024	32	Phuentsholing Hospital	Medical Ward	4	17					
2024	32	Punakha Hospital	General Ward	2	23					
2024	32	Samdrup Jongkhar Hospital	General Ward	0	11					
2024	32	Samtse Hospital	General Ward	0	15					
2024	32	Trashigang Hospital	General Ward	0	17					
2024	32	Trongsa Hospital	General Ward	1	3					
2024	32	Tsirang Hospital	General Ward	1	14					
		Total		21	228					